

Model 1207 Accelerometer

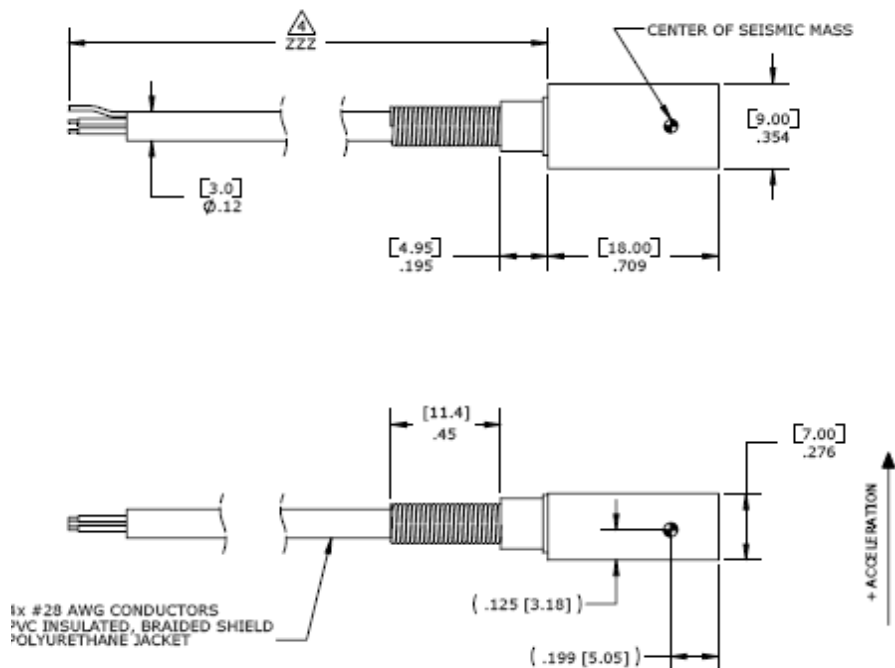


- DC Response
- Durable Cable
- Low Cost
- Reliable Performance

The **Model 1207** accelerometer is a small, compact uniaxial device designed for vehicle impact and road testing. Its mechanical overload stops provide high shock protection in rugged applications. Featuring ranges from 50g to 1000g and frequency response to 3000 Hz, this sensor is easily mounted in hard to get places on vehicles under test.



dimensions

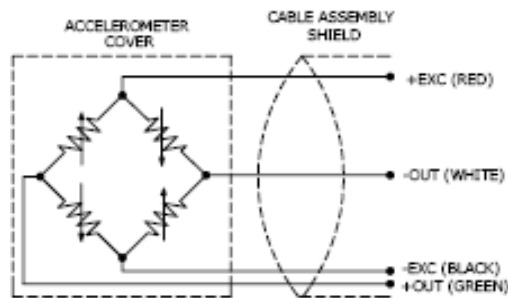


FEATURES

- 2nd Generation MEMS Sensing Element
- 1000 g Full Scale Range
- 2-10 VDC Excitation
- 0 to 50°C Temperature Compensation
- ±40 mV Zero Acceleration Output
- Rugged Strain Relief
- Connector Options
- Mechanical Overload Stops

APPLICATIONS

- Crash Testing
- Impact testing
- Off-Road Testing
- Road Testing



Model 1207 Accelerometer

performance specifications

All values are typical at 24 °C, 100 Hz and 10VDC excitation unless otherwise stated. Measurement Specialties, Inc. reserves the right to update and change these specifications without notice.

All values are typical at ±24°C, 100 Hz and 10 Vdc excitation unless otherwise stated. Measurement Specialties reserves the right to update and change these specifications without notice. Standard product parameters are described in PSC-1004 for Plug & Play DC Accelerometers.

Parameters

DYNAMIC

	±50	±100	±200	±500	±1000	Notes
Range(g)	±50	±100	±200	±500	±1000	
Sensitivity (mV/g)	2	.9	.9	.4	.15	
Frequency Response (Hz)	0-800	0-1500	0-1800	0-2700	0-3000	± 1 dB
Resonant Frequency (Hz)	2000	3000	4000	6000	7000	
Non-Linearity (% of reading)			±1			
Transverse Sensitivity (%)			3			
Thermal Zero Shift (%FSO/°C)			±0.05			From 0 to +50°C
Thermal Sensitivity Shift (%/°C)			±0.2			From 0 to +50°C

ELECTRICAL

Zero Acceleration Output (mV)			<±40			
Excitation (Vdc)			2 to 10			
Input Resistance			3500-4800			Measured between +EXC and -EXC
Output Resistance (Ω)			2700-4800			Measured between +OUT and -OUT
Insulation Resistance (MΩ)			>100			@50Vdc
Ground Isolation			Isolated from Mounting Surface			
Humidity			Epoxy Sealed			

ENVIRONMENTAL

Shock Limit (g)	3000	3000	4000	5000	5000
Operating Temperature (°C)			-20 to +85		


PHYSICAL

Case Material			Anodized Aluminum			
Cable (Integral 30 Foot Cable)						4 x 28 AWG Conductors
Cable Jacket						Polyurethane
Weight (grams)			3			Cable Not Included
Mounting			Adhesive / Screw Mount			

The information in this sheet has been carefully reviewed and is believed to be accurate; however, no responsibility is assumed for inaccuracies. Furthermore, this information does not convey to the purchaser of such devices any license under the patent rights to the manufacturer. Measurement Specialties, Inc. reserves the right to make changes without further notice to any product herein. Measurement Specialties, Inc. makes no warranty, representation or guarantee regarding the suitability of its product for any particular purpose, nor does Measurement Specialties, Inc. assume any liability arising out of the application or use of any product or circuit and specifically disclaims any and all liability, including without limitation consequential or incidental damages. Typical parameters can and do vary in different applications. All operating parameters must be validated for each customer application by customer's technical experts. Measurement Specialties, Inc. does not convey any license under its patent rights nor the rights of others.

ordering info

1207 -ZZZZ-ZZZ



Example: 1207 -1000-360

Model 1207 , 1000g Full Scale Range, 10Vdc excitation, 360 inches cable